

International
nstitute of
ridology®

**Leading the World in Iridology Education
and Imaging Systems™**

Pesek Clinical Iriscope

The world's finest, digital, SLR camera-equipped Zoom-Iriscope! The Pesek Clinical Digital Zoom-Iriscope is the most advanced iriscopes in the world. This Next Generation Iriscope offers the ultimate in imaging with up to 12 megapixel digital images. The Pesek Clinical combines the performance of an SLR camera and the power of the microscope for zoom photography and live-eye examination. Truly state-of-the-art technology at an affordable price!


Features

- Canon EOS Digital SLR Camera — high-performance, high-sensitivity, high-resolution digital SLR
- Electronically controlled, ultra-fine CMOS sensor
- Captures images up to 12 megapixels for amazing detail
- Excellent for all colors of irides and high magnification photography
- Through-lens viewing for real-time, live-eye examinations
- Direct camera-to-monitor viewing after image capture
- Plugs straight into PC's USB port for easy image transfer, or transfer images directly from camera to printer
- Images can be stored and transferred to PC and many other digital devices using a CompactFlash Card
- Powerful Olympus Zoom Binocular Microscope with 9.5x to 63x magnification
- Dual, rotating, 6.5 mm fiber-optic cables with halogen light
- High/low intensity adjustment for focusing and live-eye examination
 - Cold-light for client eye comfort
 - Xenon flash with precise daylight illumination for optimum true color exposure
 - Medial and Lateral light path adjustment
 - Cable release to reduce movement on high magnification imaging
- Dual, easy-glide rack and pinions, the top rack and pinion has a coarse and fine adjustment for sharp, accurate focusing
- Smooth linear-bearing sliding block for precise, smooth XYZ movement
- Adjustable client headrest for ergonomic comfort; folds down for portability
- Dark-out hood for bright light conditions
- Tabletop iriscopes base and sectional legs for floor use with cable tie-downs to keep cables neat
- Two, durable, waterproof, airtight travel cases for convenient and safe transportation
- Iridology Station 5.1 is included at no extra cost — a \$500 value! This is the world's premier iris assessment software which includes Dr. Pesek's Holistic Iridology® topographic chart overlay.



Investment \$9,950

Independent financing available. Price is exclusive of shipping, handling and insurance.
Customs duties and taxes may apply.




Dr. David J. Pesek, International Institute of Iridology®


375 Paradise Lane, Waynesville, NC 28785, USA

Toll Free 1-866-456-6100 • Local: 828-926-6100 • Fax: 828-926-6084

Email: drpesek@holisticiridology.com Web: www.holisticiridology.com



Rotating
Lateral
and Medial
Lighting



Instantly
See the
Picture



Coarse and
Fine Focus



Zoom
Control